Year 1 COOL Activity Grid – Autumn 2

(Carrying On Our Learning)

Please complete the activities in Red and then try to complete at least three of the other activities.

Read and spell the list common exception words attached. After you can read and spell them use them in a range of silly sentences. Remember to use capital letters, finger spaces, neat handwriting and full stops.	Read another book you have never read before.  Challenge: Tell us about your favourite part and why it was your favourite. You can write about it or create a picture poster telling us about it.	Complete the activities which explore number bonds to 10. You can use the tens frames to support spotting the number bonds and make sure to explain to an adult how you know by looking at squares that have a counter in and those that are empty.
Phonics Complete the weekly phonics sheets provided and upload them to Tapestry once completed. Practice the weekly spellings ready for each week's test.	**Science – Senses** Go on a local area walk and note down different things you can see, hear, touch and smell. You can present this any way you would like, e.g. a poster, PowerPoint, sentences or a in a book. For taste have a go at doing a taste test, with an adult. Ask an adult to choose some foods for you to try blindfolded. Can you guess what they are?	**Valuing Difference** In PHSE our lessons are looking at valuing difference. Choose someone very special to you. Make a poster about why they are special to you. Then think about how you are the same as that person but also how you are different to them as well. E.g. What foods do you like? What do you like doing that is the same and different? How do you look the same and different?
Shape Go on a shape hunt around your home and garden. What 3D shapes can you find? We have provided a 3D shape guide to help you if you need it. Using the 3D shape faces make 2D shape patterns. What 2D shapes can be found on the different 3D shapes?	**RE – Why does Christmas matter?** In RE we will be thinking about God's gift of sending Jesus to live on Earth and the story of his birth. Create a decoration for our classroom Christmas tree, which is linked to the nativity story. Our tree will be up from the beginning of December.	**Respect - Kindness** Our school value this term is 'respect'. Showing kindness to people is being respectful. Think about some random acts of kindness you can do for people you know. It could be making someone a card, helping clean up with being asked to, baking a cake for your neighbour etc.

We can't wait to see what you get up to.

Common Exception Words

come
are
friend
here
there
were
old
all

To practice reading these common exception words. You could:

- Hide them around your house. When you find them, high five them and have a go at reading them.
- Run to the word an adult says.

Learn how to spell the 5 common exception words.

- Use a spelling app
- Read them, cover them up and try and remember how to spell them.
- Write them out and decorate them.
- Write them in the bath.

Can you complete these number sentences using number bonds to 10?

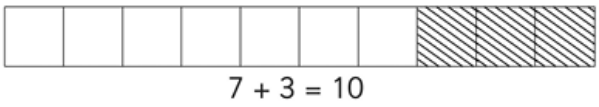

7 + 3 = 10

Can you write a matching number sentence below each stick?

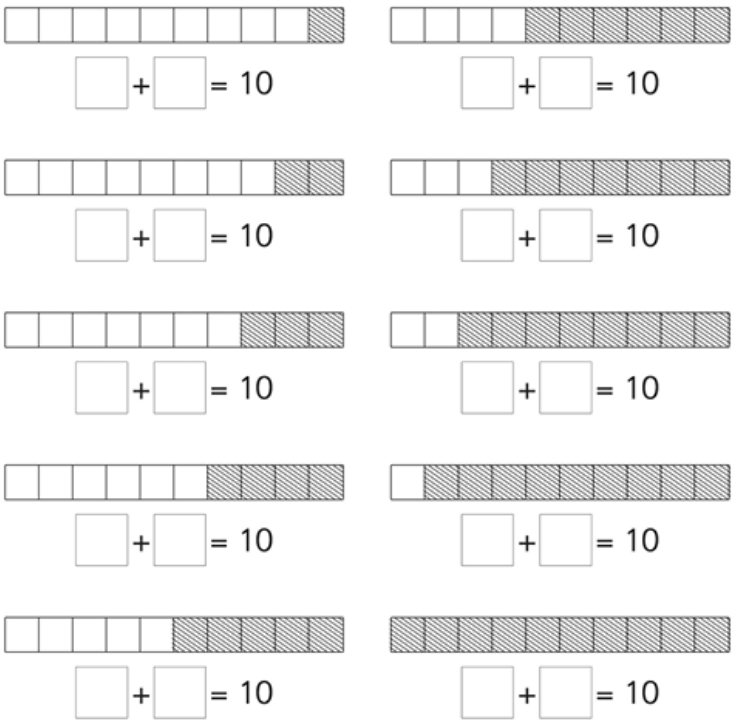

Numicon Shape Number Bonds of 10 Missing Numbers

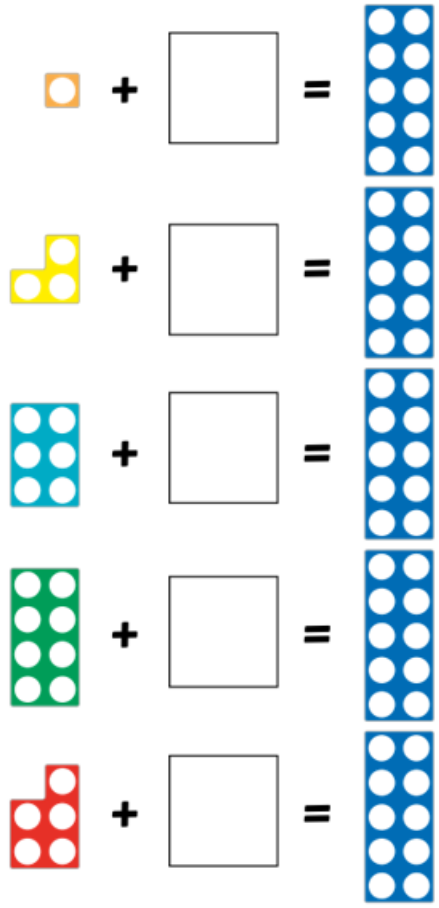

Winter Number Bonds to 10

Can you find the missing numbers, so that each pair of gloves make 10?

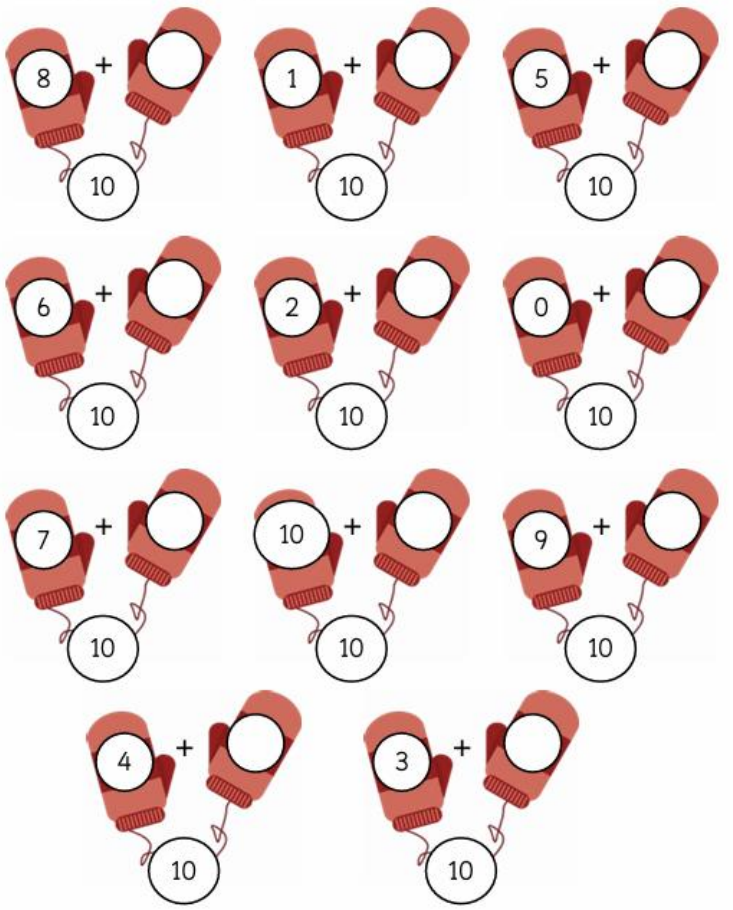

Winter Number Bonds to 10

Can you find the missing numbers, so that each pair of gloves make 10?

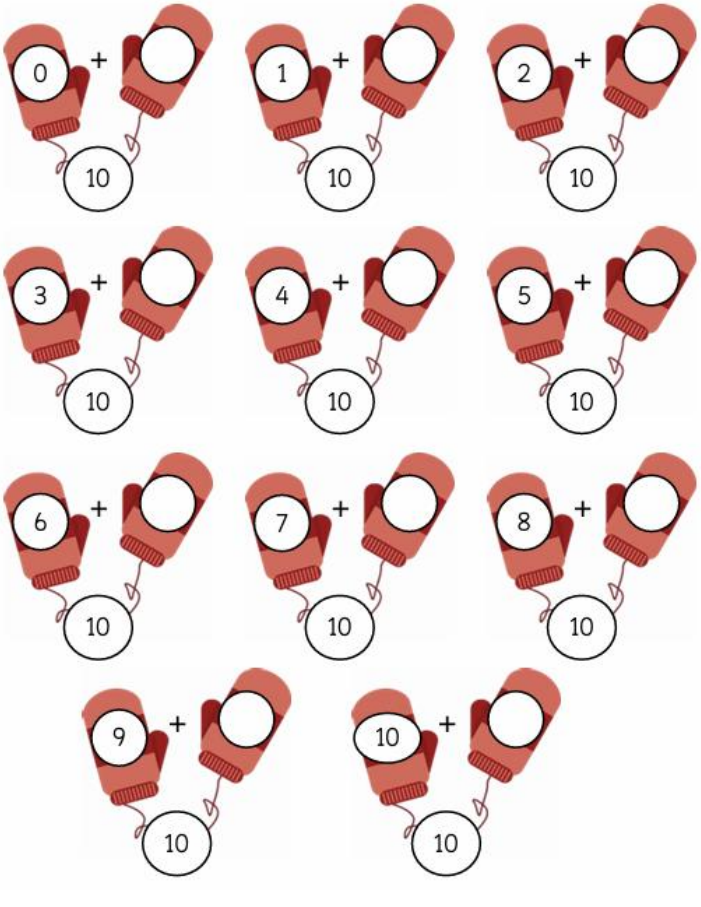

Tens frames

3D Shapes



square-based pyramid

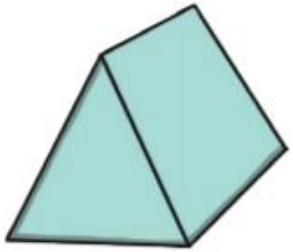

triangular prism



cone

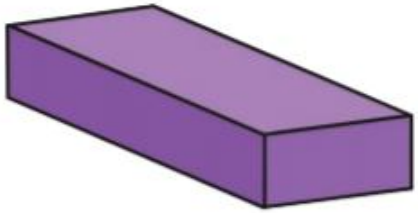

cuboid

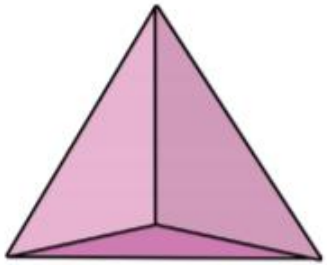

tetrahedron



cube



cylinder



sphere