





# Autumn 1 Overview

## Year R

Book Box Books					<b>Literacy Texts</b> 	<b>Rhymes:</b> <a href="#">Baa, baa, black sheep</a> Diddle diddle dumpling Hey diddle diddle <a href="#">Hickory dickory dock</a> Early to bed Georgie Porgie <a href="#">If Your Happy and You Know It</a> <a href="#">Head, Shoulders Knees and Toes</a>  <b>Number Rhymes</b> <a href="#">When I was one, I sucked my thumb</a> <a href="#">One, two buckle my shoe</a> <a href="#">5 little speckled frogs</a>
Week	UTW (2 Sessions a Week) 1 teacher led task	Vocabulary	Literacy Text	Expressive Art 1 session a week	PSED 1 session a week	
	<b>Baselining</b> <b>Settling the children into the classroom routines and provision</b>				<b>Setting expectations in the classroom</b>	
<b>1</b>	<b>All about Me and Being Special</b> PSED - This is Me! PSED - What makes me Special (Bring in bag of objects)	Special Unique Same Different	Intro: <b>Elmer</b> – links to being special 	Playdough faces	I'm Special, you're special	
<b>2</b>	<b>Family and people who can help us</b> PSED – Me and my Special People PSED – Same and Different Families	Family Same Different Connected Community	Intro: The Tiger Who Came to Tea or Goldilocks and the Three Bears	To paint a self-portrait	Community and people who help us	

					
3	<b>Body parts and different bodies</b> Science – My Body – Parts of Science - All the Same and All Different	Body Parts - Head, eye, nose, ear, lips, mouth, teeth, hair, neck, shoulder, elbow, hand, wrist, fingers, stomach, arm, hips, chest, leg, foot, feet, toes, ankle, knee  Outline Function Physical Similarities Differences	The Tiger Who Came to Tea or Goldilocks and the Three Bears  	To create a self-portrait using pastels in the style of Miro	Same and different
4	<b>Senses</b> Science – 5 Senses (hearing) Science – 5 Senses (touch, taste, smell)	Senses – touch, taste, smell, hear, sight Hearing Listen Ears Identify Sounds	Intro: We're Going on a Bear Hunt  	To identify the primary colours: red, yellow and blue. To learn how to mix poster paints to create different colours	Same and different homes
5	<b>How have I changed?</b> Science – Look at how we have Changed History – What did I used to play with when I was a baby?	Language associated with time: <b>then, before,</b> <b>now, next, soon,</b> Timeline, Baby Toddler Child Adult Teenager Elderly Life-cycle Change Growth	We're Going on a Bear Hunt  	To observe primary colours found in famous artwork e.g Mondrian	History/PSHE – Life stages

		Young/old Time Reproduce Human			
<b>6</b>	<b>Harvest</b> What is Harvest? Sharing food and foodbanks	Harvest Festival Sharing Food bank Combine	Intro: Little Red Hen (Making Bread)	To learn how to mix water colour paint	Harvest <i>Festival</i>
		<b>Half Term</b>			